

# Skid Lifter

LV Series Skid Lifts provide lifting power for skid-transported materials or work in progress.


## Manually Operated Models Capacity 500~1000kg



The foot pump is a safe and compact collapsible type (same for LV50/ LV100)



**Easy Lowering**  
by pulling lever Deadman design for safety (All Models)



The Bishamon original hydraulic pump and cylinder are extremely reliable

### Examples of Use



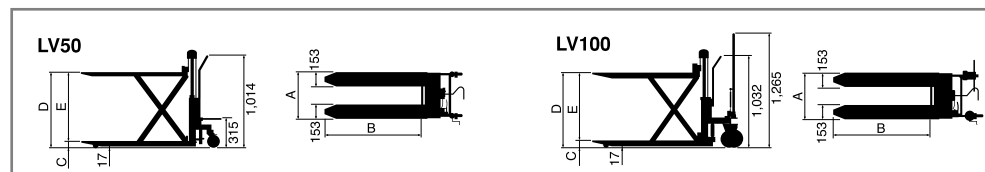
Set at the same height as the conveyor belt and slide things over



Match the height to machinery to match levels




Improve efficiency by lifting mesh pallets to remove items underneath them



Model	Maximum Capacity (kg)	Fork (mm)					Total Width (mm)	Total Length (mm)	Pump Operation Count (Number of Times)	Wheels (mm)		Weight (kg)	
		External Width	Length	Minimum Height	Maximum Height	Lifting Height				Urethane			
		A	B	C	D	E			Front Wheel Diameter	Rear Wheel Diameter			
LV50NSS	500	460	810	83	613	530	543	1,302	28	70	150	87	
LV50SS		520					603					88	
LV50N		460	1,080		833	750	543					39	100
LV50		520					603						101
LV50W		685					768						106
LV100	1,000	520	1,080	83	833	750	728	1,685	71	70	200	136	
LV100W		685					893					160	

## Battery Powered Models Capacity 500~1000kg




**Offset Handle**  
Model LV100E Series feature an offset steering handle



**Easy Control Lever**  
for lifting and lowering

Model	Maximum Capacity (kg)	Fork (mm)					Total Width (mm)	Total Length (mm)	Lifting Time (S)	Lowering Time (S)	Battery Capacity	Wheels (mm)		Weight (kg)	
		External Width	Length	Minimum Height	Maximum Height	Lifting Height						Urethane			
		A	B	C	D	E					Front Wheel Diameter	Rear Wheel Diameter			
LV50NSSE	500	460	809	83	603	520	555	1,300	7	Adjustable	DC12V 36Ah/5Hr	70	150	122	
LV50SSE		520					603							123	
LV50NE		460	1,080		833	750	555							10	135
LV50E		520					603								136
LV50WE		685					768								141
LV100E	1,000	520	1,080	83	833	750	728	1,725	18	Adjustable	DC12V 36Ah/5Hr	70	200	179	
LV100WE		685					893							187	

## Battery Powered Lift & Drive Models Capacity 980kg



**Compact Drive unit**



**Easy Control Lever**  
Easy and Smooth Driving with Finger Control

Model	Maximum Capacity (kg)	Fork (mm)					Total Width (mm)	Total Length (mm)	Lifting Time (S)	Lowering Time (S)	Battery Capacity	Wheels (mm)		Weight (kg)
		External Width	Length	Minimum Height	Maximum Height	Lifting Height						Urethane		
		A	B	C	D	E					Front Wheel Diameter	Rear Wheel Diameter		
ALV98	980	520	1,080	83	833	750	682	2,040	18	Adjustable	DC12V 92Ah/5Hr	70	180	219
ALV98W		685					847							227